



Synonym

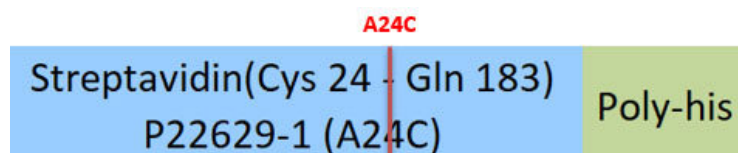
Streptavidin,SA

Source

Streptavidin (A24C) Protein, His Tag(STN-N51H3) is expressed from E. coli cells. It contains AA Cys 24 - Gln 183 (Accession # [P22629-1](#) (A24C)).

Predicted N-terminus: Met

Molecular Characterization



This protein carries a polyhistidine tag at the C-terminus.

The protein has a calculated MW of 18.6 kDa. The protein migrates as 20-22 kDa when calibrated against [Star Ribbon Pre-stained Protein Marker](#) under reducing (R) condition (SDS-PAGE).

Endotoxin

Less than 1.0 EU per µg by the LAL method.

Purity

>95% as determined by SDS-PAGE.

Formulation

Lyophilized from 0.22 µm filtered solution in PBS, pH7.4 with trehalose as protectant.

Contact us for customized product form or formulation.

Reconstitution

Please see Certificate of Analysis for specific instructions.

For best performance, we strongly recommend you to follow the reconstitution protocol provided in the CoA.

Storage

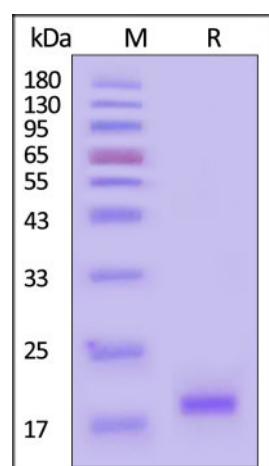
For long term storage, the product should be stored at lyophilized state at -20°C or lower.

Please avoid repeated freeze-thaw cycles.

This product is stable after storage at:

- -20°C to -70°C for 12 months in lyophilized state;
- -70°C for 3 months under sterile conditions after reconstitution.

SDS-PAGE



Streptavidin (A24C) Protein, His Tag on SDS-PAGE under reducing (R) condition. The gel was stained with Coomassie Blue. The purity of the protein is greater than 95% (With [Star Ribbon Pre-stained Protein Marker](#)).

Bioactivity-ELISA

Discounts, Gifts,
and more!

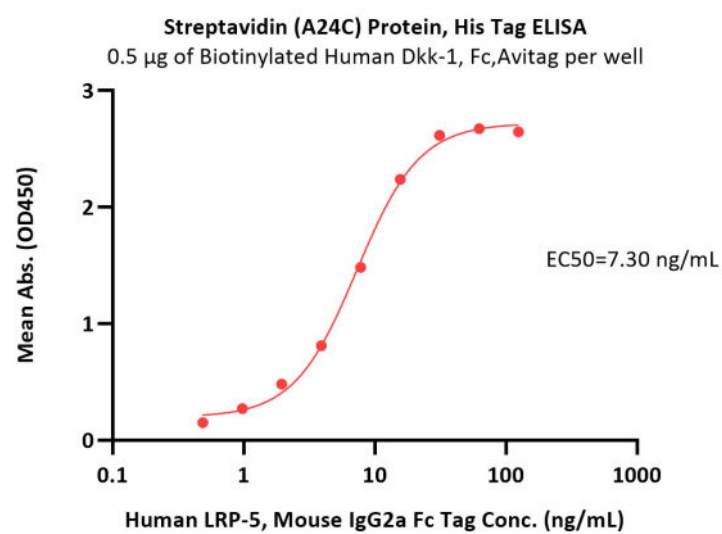


Streptavidin (A24C) Protein, His Tag

Catalog # STN-N51H3



BIOSYSTEMS
Acro
Surprise Inside!



Immobilized Biotinylated Human Dkk-1, Fc,Avitag (Cat. No. DK1-H82F5) at 5 µg/mL (100 µL/well) on Streptavidin (A24C) Protein, His Tag (Cat. No. STN-N51H3) precoated (0.5 µg/well) plate can bind Human LRP-5, Mouse IgG2a Fc Tag (Cat. No. LR5-H5254) with a linear range of 0.5-16 ng/mL (QC tested).

Background

Streptavidin is a 66KDa tetrameric protein purified from the bacterium *Streptomyces avidinii*, and exhibits high binding affinity to biotin. Each unit can bind one biotin. Horseradish peroxidase is metalloenzyme, a 44KDa glycoprotein. When incubate with substrates, it produces a coloured, fluorimetric, or luminescent derivatives, which can be detected and quantified. HRP conjugated Streptavidin is widely used for the detection and quantification of biotinylated proteins.

Clinical and Translational Updates

Discounts, Gifts,
and more!



➤ www.acrobiosystems.com

7/3/2024