



Synonym

CD258 antigen,CD258,HVEM-L,LIGHT,LTg,TNFSF14,TR2,HVEML

Source

Human LIGHT Protein, Mouse IgG2a Fc Tag(LIT-H5256) is expressed from human 293 cells (HEK293). It contains AA Asp 74 - Val 240 (Accession # [O43557-1](#)).

Predicted N-terminus: Glu

Molecular Characterization

mFc(Glu 98 - Lys 330) P01863	LIGHT(Asp 74 - Val 240) O43557-1
---------------------------------	-------------------------------------

This protein carries a mouse IgG2a Fc tag at the N-terminus.

The protein has a calculated MW of 45.1 kDa. The protein migrates as 50 kDa when calibrated against [Star Ribbon Pre-stained Protein Marker](#) under reducing (R) condition (SDS-PAGE) due to glycosylation.

Endotoxin

Less than 0.1 EU per µg by the LAL method.

Purity

>95% as determined by SDS-PAGE.

Formulation

Lyophilized from 0.22 µm filtered solution in Tris with Glycine, Arginine and NaCl, pH7.5 with trehalose as protectant.

Contact us for customized product form or formulation.

Reconstitution

Please see Certificate of Analysis for specific instructions.

For best performance, we strongly recommend you to follow the reconstitution protocol provided in the CoA.

Storage

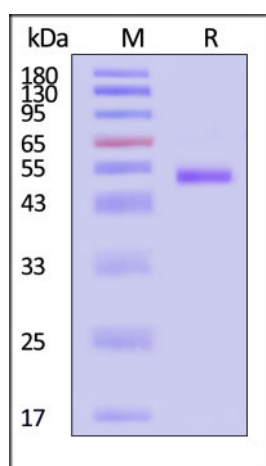
For long term storage, the product should be stored at lyophilized state at -20°C or lower.

Please avoid repeated freeze-thaw cycles.

This product is stable after storage at:

- -20°C to -70°C for 12 months in lyophilized state;
- -70°C for 3 months under sterile conditions after reconstitution.

SDS-PAGE

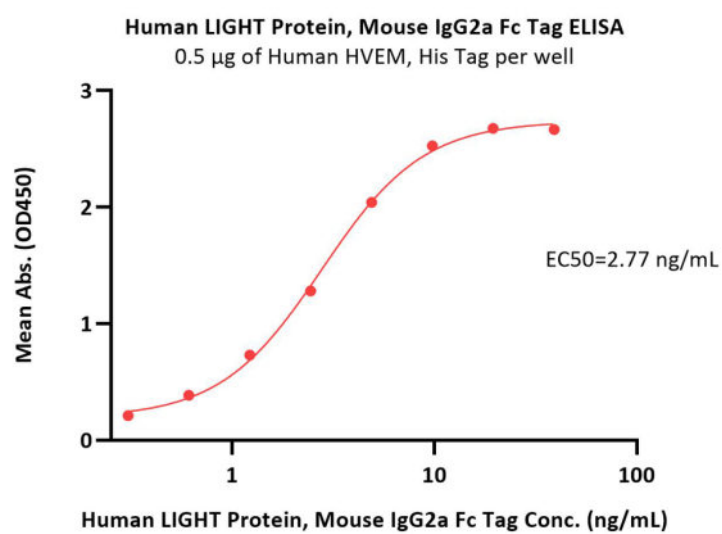


Human LIGHT Protein, Mouse IgG2a Fc Tag on SDS-PAGE under reducing (R) condition. The gel was stained with Coomassie Blue. The purity of the protein is greater than 95% (With [Star Ribbon Pre-stained Protein Marker](#)).

Bioactivity-ELISA

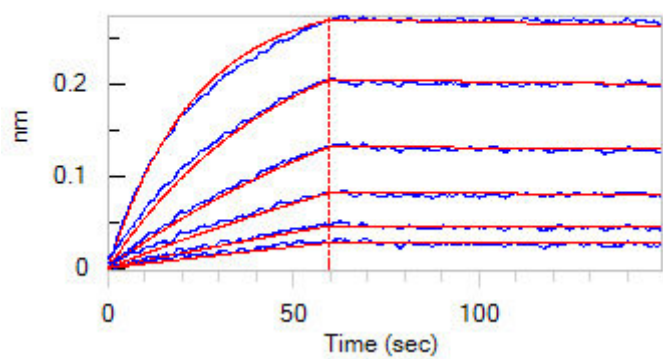
Discounts, Gifts,
and more!





Immobilized Human HVEM, His Tag (Cat. No. HVM-H52E9) at 5 µg/mL (100 µL/well) can bind Human LIGHT Protein, Mouse IgG2a Fc Tag (Cat. No. LIT-H5256) with a linear range of 0.3-5 ng/mL (QC tested).

Bioactivity-BLI



Loaded Human DcR3, Fc Tag (Cat. No. TNB-H5255) on AHC Biosensor, can bind Human LIGHT Protein, Mouse IgG2a Fc Tag (Cat. No. LIT-H5256) with an affinity constant of 1.64 nM as determined in BLI assay (ForteBio Octet Red96e) (Routinely tested).

Background

Tumor necrosis factor ligand superfamily member 14(LIGHT) is a tumor necrosis factor (TNF) superfamily ligand that regulates T cell immune responses by signaling through the herpes virus entry mediator (HVEM) and the lymphotoxin beta receptor (LTbetaR). LIGHT has emerged as a potent initiator of T cell co-stimulation signals effecting CTL-mediated tumor rejection, allograft rejection and graft versus host disease. Constitutive expression of LIGHT leads to tissue destruction and autoimmune-like disease syndromes.

Clinical and Translational Updates

Discounts, Gifts,
and more!

