



Synonym

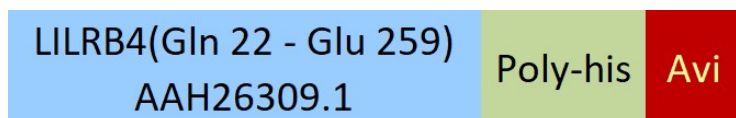
LILRB4,ILT3,LIR5,CD85K,HM18

Source

Biotinylated Human LILRB4, His,Avitag(LI4-H82E4) is expressed from human 293 cells (HEK293). It contains AA Gln 22 - Glu 259 (Accession # [AAH26309.1](#)).

Predicted N-terminus: Gln 22

Molecular Characterization



This protein carries a polyhistidine tag at the C-terminus, followed by an Avi tag (Avitag™).

The protein has a calculated MW of 29.8 kDa. The protein migrates as 40-41 kDa when calibrated against [Star Ribbon Pre-stained Protein Marker](#) under reducing (R) condition (SDS-PAGE) due to glycosylation.

Labeling

Biotinylation of this product is performed using Avitag™ technology. Briefly, the single lysine residue in the Avitag is enzymatically labeled with biotin.

Protein Ratio

Passed as determined by the HABA assay / binding ELISA.

Endotoxin

Less than 1.0 EU per µg by the LAL method.

Purity

>90% as determined by SDS-PAGE.

>90% as determined by SEC-MALS.

Formulation

Lyophilized from 0.22 µm filtered solution in PBS, pH7.4 with trehalose as protectant.

Contact us for customized product form or formulation.

Reconstitution

Please see Certificate of Analysis for specific instructions.

For best performance, we strongly recommend you to follow the reconstitution protocol provided in the CoA.

Storage

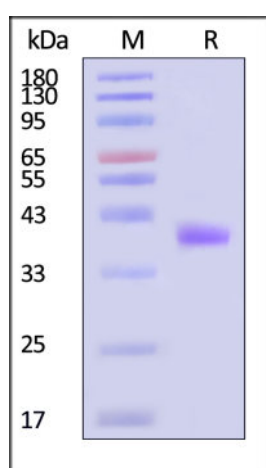
For long term storage, the product should be stored at lyophilized state at -20°C or lower.

Please avoid repeated freeze-thaw cycles.

This product is stable after storage at:

- -20°C to -70°C for 12 months in lyophilized state;
- -70°C for 3 months under sterile conditions after reconstitution.

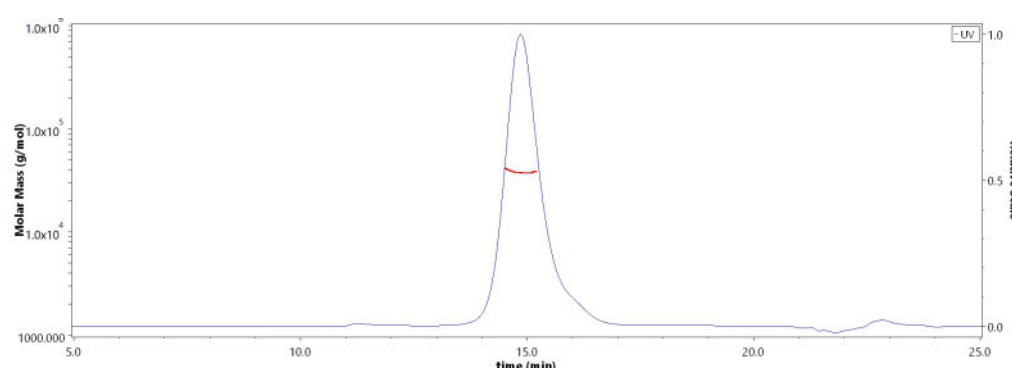
SDS-PAGE



Biotinylated Human LILRB4, His,Avitag on SDS-PAGE under reducing (R) condition. The gel was stained with Coomassie Blue. The purity of the protein is greater than 90% (With [Star Ribbon Pre-stained Protein Marker](#)).

Bioactivity-ELISA

SEC-MALS

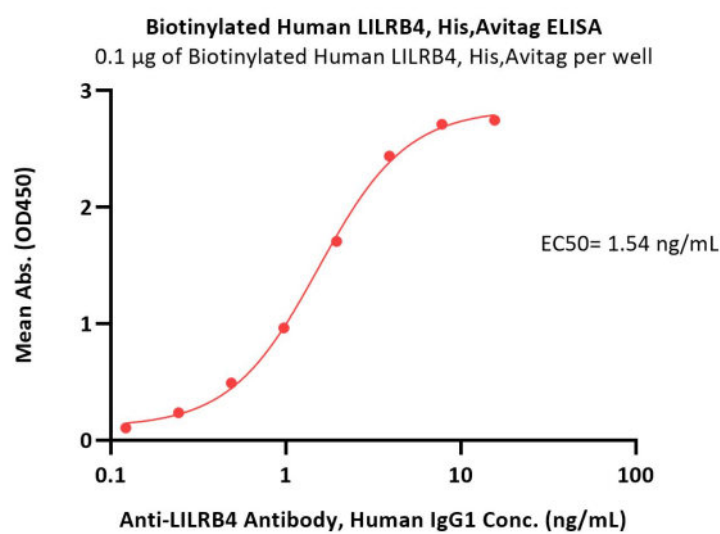


The purity of Biotinylated Human LILRB4, His,Avitag (Cat. No. LI4-H82E4) is more than 90% and the molecular weight of this protein is around 30-40 kDa verified by SEC-MALS.

[Report](#)

Discounts, Gifts,
and more!





Immobilized Biotinylated Human LILRB4, His,Avitag (Cat. No. LI4-H82E4) at 1 µg/mL (100 µL/well) on streptavidin (Cat. No. STN-N5116) precoated (0.5 µg/well) plate can bind Anti-LILRB4 Antibody, Human IgG1 with a linear range of 0.1-4 ng/mL (QC tested).

Background

Leukocyte immunoglobulin-like receptor subfamily B member 4 (LILRB4) is also known as CD85 antigen-like family member K (CD85K), Immunoglobulin-like transcript 3 (ILT-3), Leukocyte immunoglobulin-like receptor 5 (LIR-5), Monocyte inhibitory receptor HM18, which belongs to the leukocyte immunoglobulin-like receptor (LIR) family. LILRB4 / CD85K contains 2 Ig-like C2-type (immunoglobulin-like) domains. CD85K is detected in monocytes, macrophages, dendritic cells, lung, natural killer cells and B-cells. LILRB4 / CD85K is receptor for class I MHC antigens. CD85K recognizes a broad spectrum of HLA-A, HLA-B, HLA-C and HLA-G alleles, involved in the down-regulation of the immune response and the development of tolerance. LILRB4 interferes with TNFRSF5-signaling and NF-kappa-B up-regulation and inhibits receptor-mediated phosphorylation of cellular proteins and mobilization of intracellular calcium ions.

Clinical and Translational Updates

Discounts, Gifts,
and more!

