



## Synonym

Integrin alpha V beta 3,ITGAV&ITGB3

## Source

Human ITGAV&ITGB3 Heterodimer Protein, His Tag&Tag Free(IT3-H52E3) is expressed from human 293 cells (HEK293). It contains AA Phe 31 - Val 992 (ITGAV) & Gly 27 - Asp 718 (ITGB3) (Accession # [NP\\_002201.1](#) (ITGAV) & [NP\\_000203.2](#) (ITGB3)).

Predicted N-terminus: Phe 31 (ITGAV) & Gly 27 (ITGB3)

## Molecular Characterization

ITGAV (Phe 31 - Val 992) NP_002201.1	Acidic Tail	Poly-his
ITGB3 (Gly 27 - Asp 718) NP_000203.2	Basic Tail	

Human ITGAV&ITGB3 Heterodimer Protein, His Tag&Tag Free, produced by co-expression of ITGAV and ITGB3, has a calculated MW of 112.9 kDa (ITGAV) and 81.8 kDa (ITGB3). Subunit ITGAV is fused with an acidic tail at the C-terminus and followed by a polyhistidine tag and subunit ITGB3 contains no tag but a basic tail at the C-terminus. The non-reducing (NR) protein migrates as 120-145 kDa (ITGAV) and 85-95 kDa (ITGB3) respectively due to glycosylation.

## Endotoxin

Less than 1.0 EU per µg by the LAL method.

## Purity

>95% as determined by SDS-PAGE.

## Formulation

Lyophilized from 0.22 µm filtered solution in 50 mM Tris, 150 mM NaCl, pH7.5 with trehalose as protectant.

Contact us for customized product form or formulation.

## Reconstitution

Please see Certificate of Analysis for specific instructions.

*For best performance, we strongly recommend you to follow the reconstitution protocol provided in the CoA.*

## Storage


For long term storage, the product should be stored at lyophilized state at -20°C or lower.

*Please avoid repeated freeze-thaw cycles.*

This product is stable after storage at:

- -20°C to -70°C for 12 months in lyophilized state;
- -70°C for 3 months under sterile conditions after reconstitution.

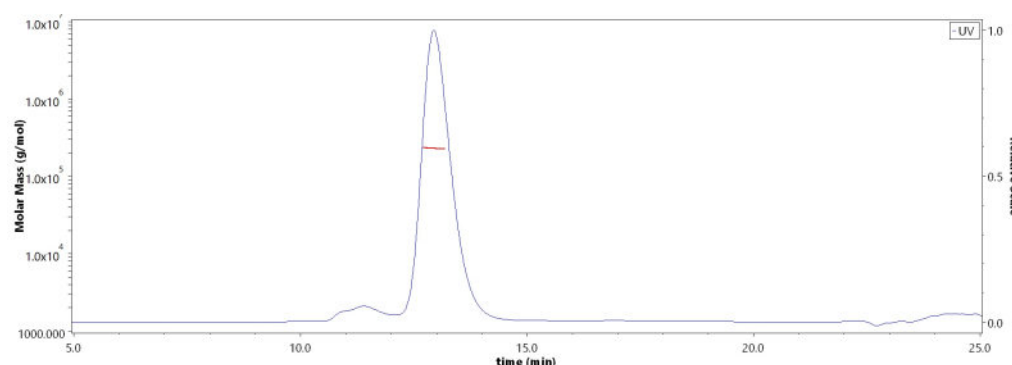
## SDS-PAGE



Human ITGAV&ITGB3 Heterodimer Protein, His Tag&Tag Free on SDS-PAGE under non-reducing (NR) condition. The gel was stained with Coomassie Blue. The purity of the protein is greater than 95%.

## Bioactivity-ELISA

## SEC-MALS



The purity of Human ITGAV&ITGB3 Heterodimer Protein, His Tag&Tag Free (Cat. No. IT3-H52E3) is more than 85% and the molecular weight of this protein is around 207-253 kDa verified by SEC-MALS.

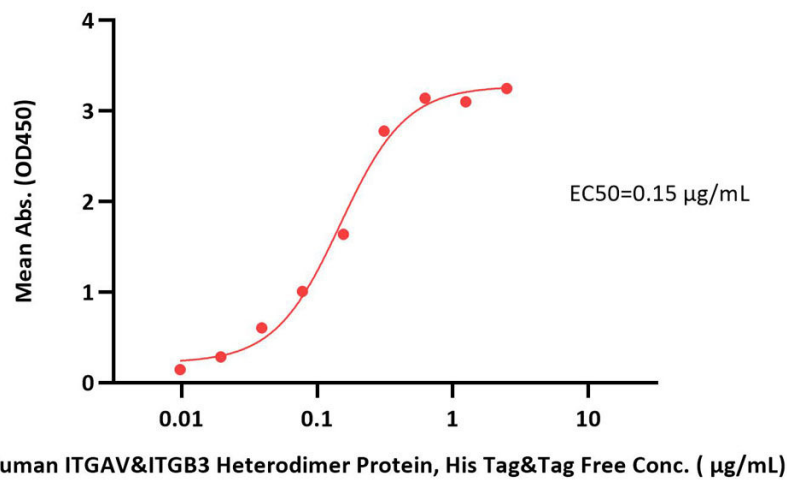
[Report](#)

Discounts, Gifts,  
and more!



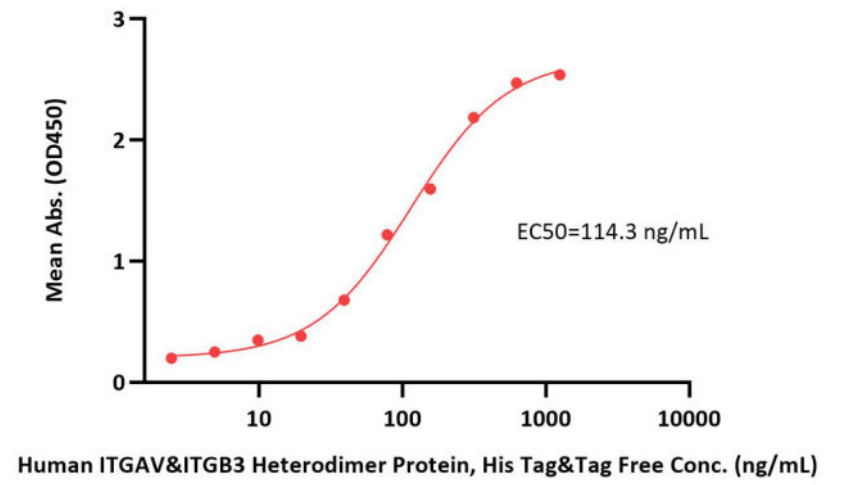


Human ITGAV&ITGB3 Heterodimer Protein, His Tag&Tag Free ELISA  
0.2 µg of Human Fibronectin per well



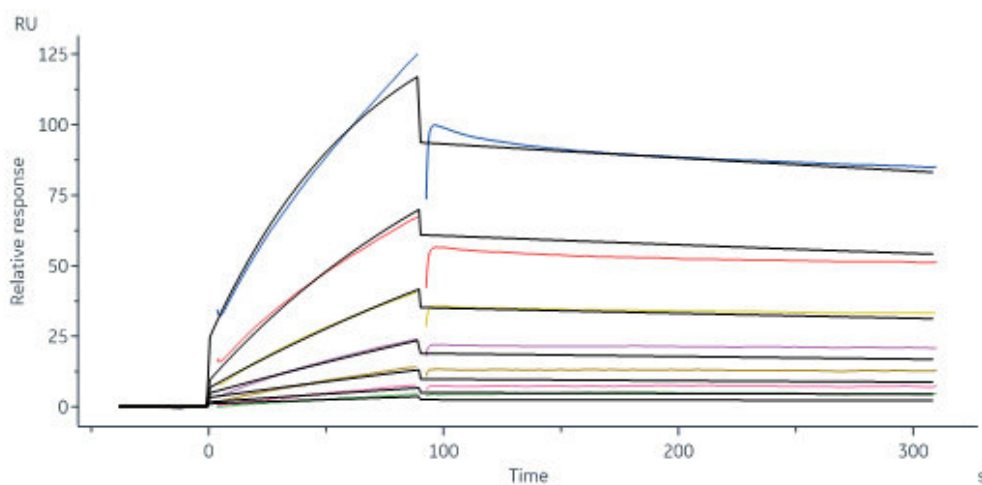
Immobilized Human Fibronectin at 2 µg/mL (100 µL/well) can bind Human ITGAV&ITGB3 Heterodimer Protein, His Tag&Tag Free (Cat. No. IT3-H52E3) with a linear range of 0.01-0.3 µg/mL (QC tested).

Human ITGAV&ITGB3 Heterodimer Protein, His Tag&Tag Free ELISA  
0.2 µg of Human Vitronectin per well



Immobilized Human Vitronectin at 2 µg/mL (100 µL/well) can bind Human ITGAV&ITGB3 Heterodimer Protein, His Tag&Tag Free (Cat. No. IT3-H52E3) with a linear range of 10-156 ng/mL (Routinely tested).

## Bioactivity-SPR



Human EDIL3, Fc Tag (Cat. No. ED3-H5259) immobilized on CM5 Chip can bind Human ITGAV&ITGB3 Heterodimer Protein, His Tag&Tag Free (Cat. No. IT3-H52E3) with an affinity constant of 38.9 nM as determined in a SPR assay (Biacore 8K) (Routinely tested).

## Background

Integrin alpha-V/beta-3 (ITGAV:ITGB3) is a receptor for cytotactin, fibronectin, laminin, matrix metalloproteinase-2, osteopontin, osteomodulin, prothrombin, thrombospondin, vitronectin and von Willebrand factor. Integrins alpha-IIb/beta-3 and alpha-V/beta-3 recognize the sequence R-G-D in a wide array of ligands. Also, Integrin alpha-V/beta-3 acts as a receptor for herpes virus 8/HHV-8, coxsackievirus A9, Hantaan virus, cytomegalovirus/HHV-5, human metapneumovirus, human parechovirus 1 and west nile virus. Furthermore, in case of HIV-1 infection, the interaction with extracellular viral Tat protein seems to enhance angiogenesis in Kaposi's sarcoma lesions.

## Clinical and Translational Updates

Discounts, Gifts,  
and more!

