



Synonym

IL3R,IL3RA,IL-3Ra,IL-3R-alpha,IL3RAY,IL3RX,IL3RY,CD123 antigen,CD123,hIL3Ra,hIL-3Ra,MGC34174,IL-3 R alpha

Source

Cynomolgus IL-3 R alpha Protein, His Tag(ILA-C52H6) is expressed from human 293 cells (HEK293). It contains AA Arg 18 - Arg 302 (Accession # [G8F3K3-1](#)).

Predicted N-terminus: Arg 18

Molecular Characterization

IL-3 R alpha(Arg 18 - Arg 302)
G8F3K3-1 Poly-his

This protein carries a polyhistidine tag at the C-terminus.

The protein has a calculated MW of 34.7 kDa. The protein migrates as 47-60 kDa when calibrated against [Star Ribbon Pre-stained Protein Marker](#) under reducing (R) condition (SDS-PAGE) due to glycosylation.

Endotoxin

Less than 1.0 EU per µg by the LAL method.

Purity

>90% as determined by SDS-PAGE.

Formulation

Lyophilized from 0.22 µm filtered solution in PBS, pH7.4 with trehalose as protectant.

Contact us for customized product form or formulation.

Reconstitution

Please see Certificate of Analysis for specific instructions.

For best performance, we strongly recommend you to follow the reconstitution protocol provided in the CoA.

Storage

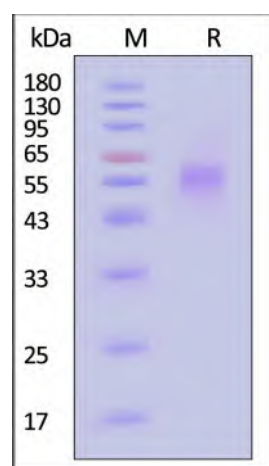
For long term storage, the product should be stored at lyophilized state at -20°C or lower.

Please avoid repeated freeze-thaw cycles.

This product is stable after storage at:

- -20°C to -70°C for 12 months in lyophilized state;
- -70°C for 3 months under sterile conditions after reconstitution.

SDS-PAGE

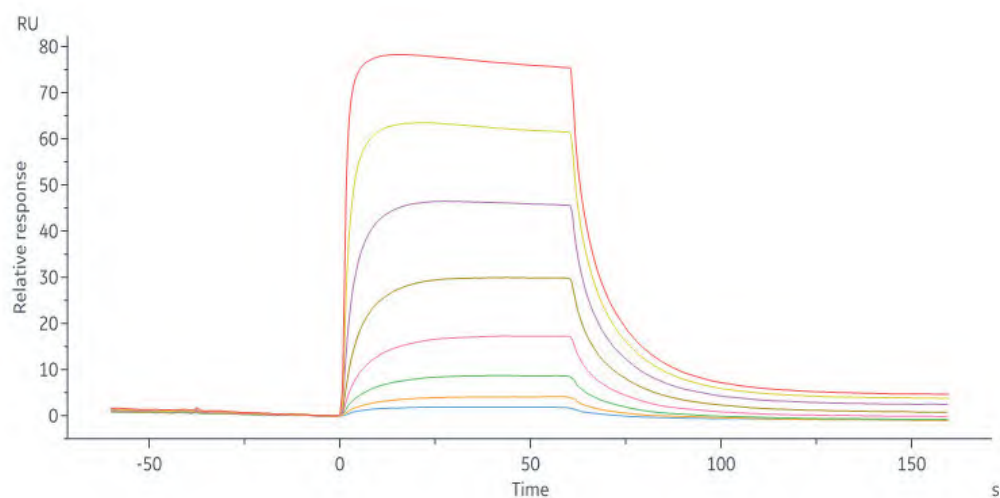


Cynomolgus IL-3 R alpha Protein, His Tag on SDS-PAGE under reducing (R) condition. The gel was stained with Coomassie Blue. The purity of the protein is greater than 90% (With [Star Ribbon Pre-stained Protein Marker](#)).

Bioactivity-SPR

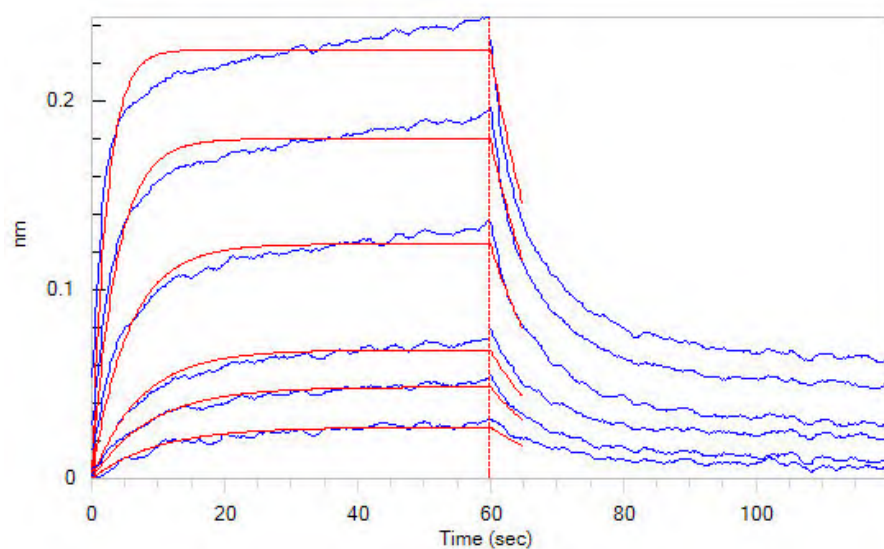
Discounts, Gifts,
and more!





Cynomolgus IL-3 R alpha Protein, His Tag (Cat. No. ILA-C52H6) captured on CM5 Chip via anti-His antibody can bind Human IL-3, Tag Free with an affinity constant of 0.271 μM as determined in SPR assay (Biacore 8k) (QC tested).

Bioactivity-BLI



Loaded Cynomolgus IL-3 R alpha Protein, His Tag (Cat. No. ILA-C52H6) on NTA Biosensor, can bind Human IL-3, Tag Free with an affinity constant of 0.4 μM as determined in BLI assay (ForteBio Octet Red96e) (Routinely tested).

Background

Interleukin 3 receptor alpha (low affinity) (IL3RA), also known as CD123 (Cluster of Differentiation 123) is a 70-kD glycoprotein member of the hematopoietin receptor superfamily. This protein associates with a beta subunit common to the receptors for IL-5 and granulocyte-macrophage colony-stimulating factor (GM-CSF) to form a high-affinity receptor for IL-3. The interleukin-3 receptor α chain (CD123) has been identified as a potential immunotherapeutic target because it is overexpressed in AML compared with normal hematopoietic stem cells.

Clinical and Translational Updates

Discounts, Gifts,
and more!

