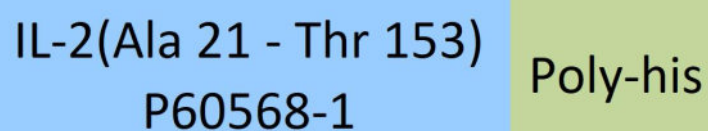


Synonym

IL2, TCGF, lymphokine, Interleukin 2

SourceHuman IL-2, His Tag(IL2-H52H8) is expressed from human 293 cells (HEK293). It contains AA Ala 21 - Thr 153 (Accession # [P60568-1](#)).

Predicted N-terminus: Ala 21

Molecular Characterization

IL-2(Ala 21 - Thr 153)
P60568-1 Poly-his

This protein carries a polyhistidine tag at the C-terminus.

The protein has a calculated MW of 17.3 kDa. The protein migrates as 18 kDa and 19 kDa when calibrated against [Star Ribbon Pre-stained Protein Marker](#) under reducing (R) condition (SDS-PAGE) due to glycosylation.**Endotoxin**

Less than 1.0 EU per µg by the LAL method.

Purity

>90% as determined by SDS-PAGE.

Formulation

Lyophilized from 0.22 µm filtered solution in PBS, pH7.4 with trehalose as protectant.

Contact us for customized product form or formulation.

Reconstitution

Please see Certificate of Analysis for specific instructions.

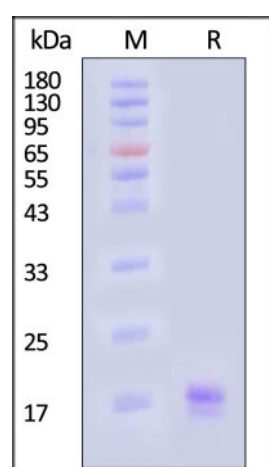
*For best performance, we strongly recommend you to follow the reconstitution protocol provided in the CoA.***Storage**

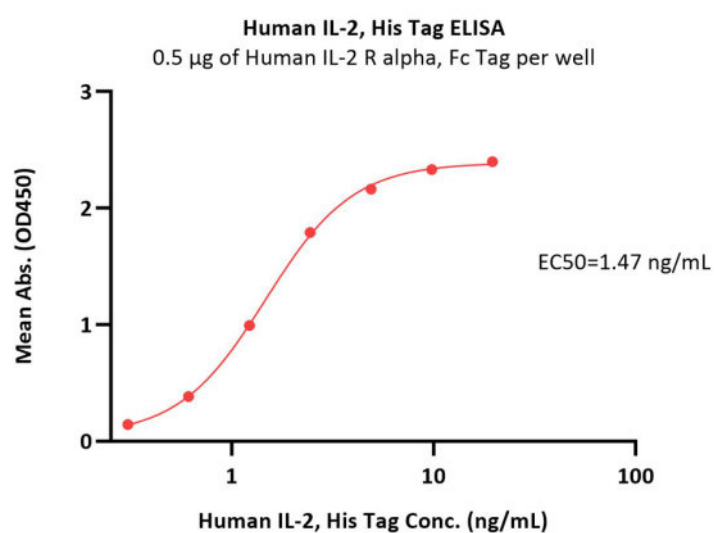
For long term storage, the product should be stored at lyophilized state at -20°C or lower.

Please avoid repeated freeze-thaw cycles.

This product is stable after storage at:

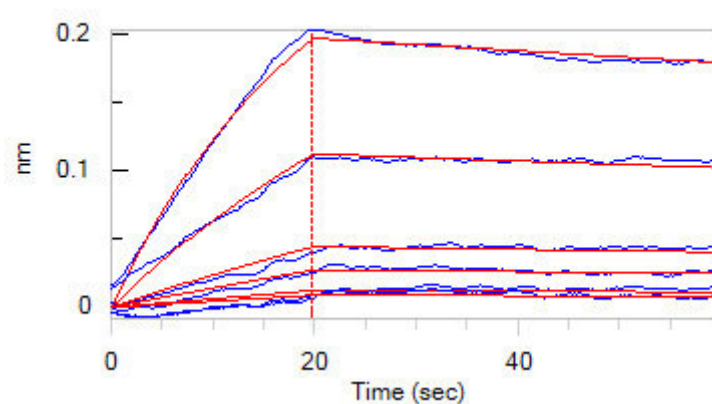
- -20°C to -70°C for 12 months in lyophilized state;
- -70°C for 3 months under sterile conditions after reconstitution.

SDS-PAGEHuman IL-2, His Tag on SDS-PAGE under reducing (R) condition. The gel was stained with Coomassie Blue. The purity of the protein is greater than 90% (With [Star Ribbon Pre-stained Protein Marker](#)).**Bioactivity-ELISA**



Immobilized Human IL-2 R alpha, Fc Tag (Cat. No. ILA-H5251) at 5 µg/mL (100 µL/well) can bind Human IL-2, His Tag (Cat. No. IL2-H52H8) with a linear range of 0.3-2.5 ng/mL (QC tested).

Bioactivity-BLI



Loaded Biotinylated Human IL-2RB&IL-2RA&IL-2RG, Fc,Avitag&Fc,Avitag (Cat. No. ILG-H82F4) on SA Biosensor, can bind Human IL-2, His Tag (Cat. No. IL2-H52H8) with an affinity constant of 2.41 nM as determined in BLI assay (ForteBio Octet Red96e) (Routinely tested).

Background

Interleukin-2 (IL-2) is an interleukin, a type of cytokine immune system signaling molecule, which is a leukocytotropic hormone that is instrumental in the body's natural response to microbial infection and in discriminating between foreign (non-self) and self. IL-2 mediates its effects by binding to IL-2 receptors, which are expressed by lymphocytes, the cells that are responsible for immunity. Mature human IL-2 shares 56% and 66% aa sequence identity with mouse and rat IL-2, respectively. Human and mouse IL-2 exhibit crossspecies activity. The receptor for IL-2 consists of three subunits that are present on the cell surface in varying preformed complexes. IL-2 is also necessary during T cell development in the thymus for the maturation of a unique subset of T cells that are termed regulatory T cells (T-regs). After exiting from the thymus, T-Regs function to prevent other T cells from recognizing and reacting against "self antigens", which could result in "autoimmunity". T-Regs do so by preventing the responding cells from producing IL-2. Thus, IL-2 is required to discriminate between self and non-self, another one of the unique characteristics of the immune system.

Clinical and Translational Updates

Please contact us via TechSupport@acrobiosystems.com if you have any question on this product.