



Synonym

Flt-3, Flk-2, STK-1, CD135, FLK2, FLT-3

Source

Human Flt-3, Fc Tag(FL3-H5258) is expressed from human 293 cells (HEK293). It contains AA Asn 27 - Ser 543 (Accession # [P36888-1](#)).

Predicted N-terminus: Asn 27

Molecular Characterization

Flt-3(Asn 27 - Ser 543) P36888-1	Fc(Pro 100 - Lys 330) P01857
-------------------------------------	---------------------------------

This protein carries a human IgG1 Fc tag at the C-terminus.

The protein has a calculated MW of 84.8 kDa. The protein migrates as 100-120 kDa under reducing (R) condition (SDS-PAGE) due to glycosylation.

Endotoxin

Less than 1.0 EU per µg by the LAL method.

Purity

>95% as determined by SDS-PAGE.

>90% as determined by SEC-MALS.

Formulation

Lyophilized from 0.22 µm filtered solution in 50 mM Tris, 100 mM Glycine, 25 mM Arginine, 150 mM NaCl, pH7.5 with trehalose as protectant.

Contact us for customized product form or formulation.

Reconstitution

Please see Certificate of Analysis for specific instructions.

For best performance, we strongly recommend you to follow the reconstitution protocol provided in the CoA.

Storage


For long term storage, the product should be stored at lyophilized state at -20°C or lower.

Please avoid repeated freeze-thaw cycles.

This product is stable after storage at:

- -20°C to -70°C for 12 months in lyophilized state;
- -70°C for 3 months under sterile conditions after reconstitution.

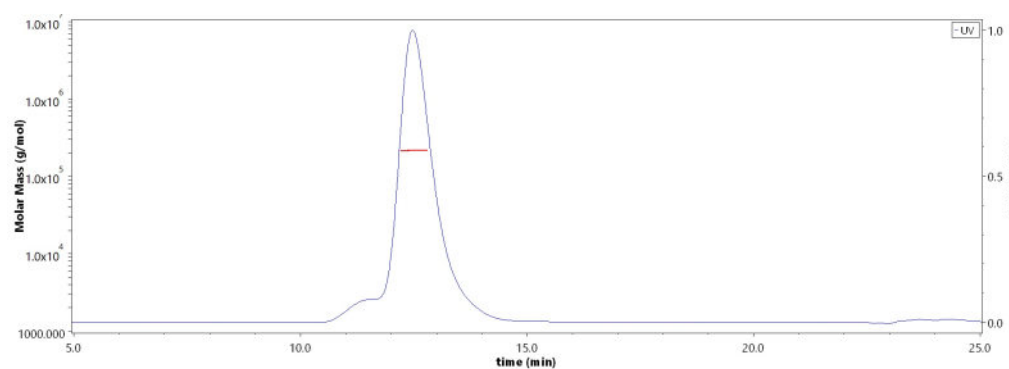
SDS-PAGE



Human Flt-3, Fc Tag on SDS-PAGE under reducing (R) condition. The gel was stained with Coomassie Blue. The purity of the protein is greater than 95%.

Bioactivity-ELISA

SEC-MALS

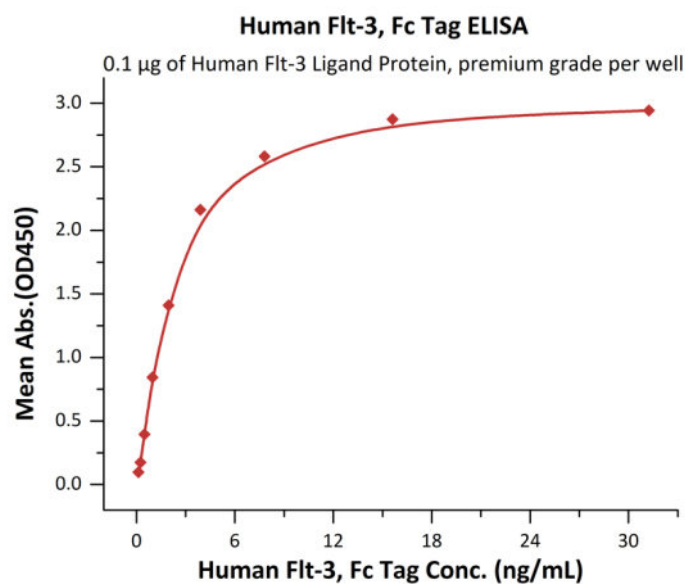


The purity of Human Flt-3, Fc Tag (Cat. No. FL3-H5258) is more than 90% and the molecular weight of this protein is around 210-275 kDa verified by SEC-MALS.

[Report](#)

Discounts, Gifts,
and more!





Immobilized Human Flt-3 Ligand, premium grade (Cat. No. FLL-H5218) at 1 µg/mL (100 µL/well) can bind Human Flt-3, Fc Tag (Cat. No. FL3-H5258) with a linear range of 0.1-2 ng/mL (QC tested).

Background

Flt-3(Receptor-type tyrosine-protein kinase FLT3) is also known as FLK-2(Fetal liver kinase-2), STK-1(Stem cell tyrosine kinase 1), CD135. FLT3 is a cytokine receptor which belongs to the receptor tyrosine kinase class III. Tyrosine-protein kinase that acts as cell-surface receptor for the cytokine FLT3LG and regulates differentiation, proliferation and survival of hematopoietic progenitor cells and of dendritic cells. Promotes phosphorylation of SHC1 and AKT1, and activation of the downstream effector MTOR. Promotes activation of RAS signaling and phosphorylation of downstream kinases, including MAPK1/ERK2 and/or MAPK3/ERK1. Mutations that cause constitutive kinase activity promote cell proliferation and resistance to apoptosis via the activation of multiple signaling pathways.

Clinical and Translational Updates

Discounts, Gifts,
and more!

