

Human CNR1 Full Length Protein (VLP)

Catalog # CN1-H52P6



BIOSYSTEMS
Acro

Synonym

CNR1, cannabinoid receptor 1, CANN6, CB-R, CB1, CB1A, CB1K5, CB1R, CNR

Source


Human CNR1 Full Length Protein-VLP(CN1-H52P6) is expressed from human 293 cells (HEK293). It contains AA Met 1 - Lys 472 (Accession # [P21554-1](#) (T210A)).

Predicted N-terminus: Asp

Molecular Characterization

The protein has a calculated MW of 56.2 kDa | 56.1 kDa.

Virus-like particles(VLPs) are formed by self-assembly of envelop/capsid proteins from viruses. Membrane Proteins can be constituted in-situ with VLPs produced from HEK293 cell cultures. These VLPs concentrate conformationally intact membrane proteins directly on the cell surface and produce soluble, high-concentration proteins perfect for immunization and antibody screening.



The VLPs provide the display of properly folded membrane proteins in their native cellular membrane in a compact size of 100~300 nm diameter (similar to the size of most viruses) making it optimal targets for dendritic cells in vivo and surface attachment for phage display.

Endotoxin

Less than 1.0 EU per µg by the LAL method.

*The isotype control of empty/mock VLP (Cat. No. [VLP-N5213](#)) is sold separately and not included in protein, you can follow [this link](#) for product information.

Formulation

The VLPs are highly immunogenic, so the immunization strategy should be optimized (antigen dose, regimen and adjuvant).

Supplied as 0.2 µm filtered solution in PBS, pH7.4 with trehalose as protectant.

Contact us for customized product form or formulation.

Shipping

This product is supplied and shipped with dry ice, please inquire the shipping cost.

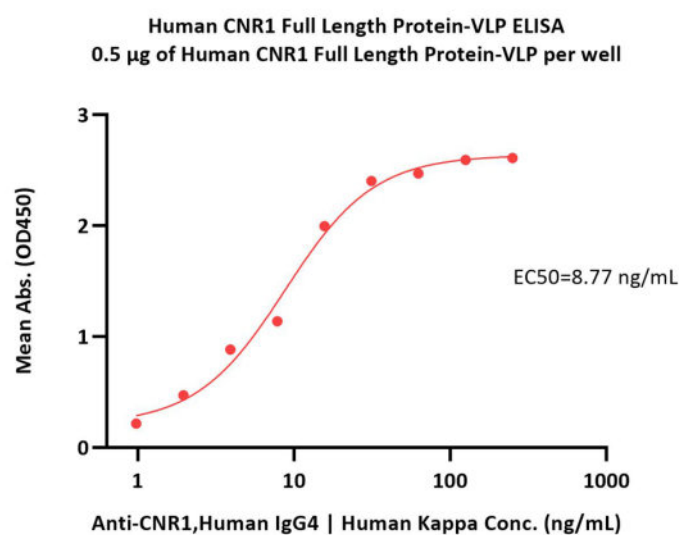
Storage

Please avoid repeated freeze-thaw cycles.

This product is stable after storage at:

- The product MUST be stored at -70°C or lower upon receipt;
- -70°C for 12 months under sterile conditions.

Bioactivity-ELISA



Discounts, Gifts,
and more!



➤ www.acrobiosystems.com

1/14/2025

Human CNR1 Full Length Protein (VLP)

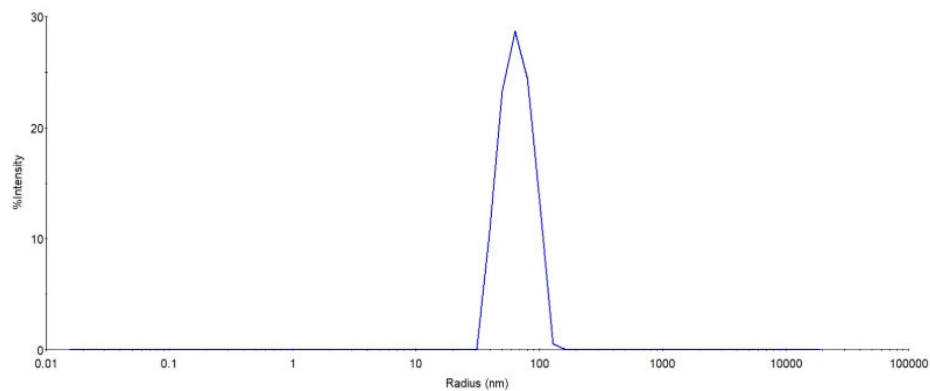
Catalog # CN1-H52P6



BIOSYSTEMS
Acro

Immobilized Human CNR1 Full Length Protein-VLP (Cat. No. CN1-H52P6) at 5 µg/mL (100 µL/well) can bind Human Anti-CNR1, Human IgG4 | Human Kappa with a linear range of 1-31 ng/mL (QC tested).

Identity-DLS



The mean peak Radius of VLP is 45-70 nm with more than 95% intensity as determined by dynamic light scattering (DLS).

Background

This gene encodes one of two cannabinoid receptors. The cannabinoids, principally delta-9-tetrahydrocannabinol and synthetic analogs, are psychoactive ingredients of marijuana. The cannabinoid receptors are members of the guanine-nucleotide-binding protein (G-protein) coupled receptor family, which inhibit adenylate cyclase activity in a dose-dependent, stereoselective and pertussis toxin-sensitive manner. The two receptors have been found to be involved in the cannabinoid-induced CNS effects (including alterations in mood and cognition) experienced by users of marijuana. Multiple transcript variants encoding two different protein isoforms have been described for this gene. [provided by RefSeq, May 2009]

Clinical and Translational Updates

Discounts, Gifts,
and more!



➤ www.acrobiosystems.com