



Synonym

SLC3A2,CD98,4F2,4F2HC,4T2HC,CD98HC,MDU1,NACAE

Source

Human CD98, His Tag(CD8-H5247) is expressed from human 293 cells (HEK293). It contains AA Arg 206 - Ala 630 (Accession # [AAH01061](#)).

Predicted N-terminus: His

Molecular Characterization

Poly-his CD98(Arg 206 - Ala 630)
AAH01061

This protein carries a polyhistidine tag at the N-terminus.

The protein has a calculated MW of 47.7 kDa. The protein migrates as 55-66 kDa under reducing (R) condition (SDS-PAGE) due to glycosylation.

Endotoxin

Less than 1.0 EU per µg by the LAL method.

Purity

>95% as determined by SDS-PAGE.

>90% as determined by SEC-MALS.

Formulation

Lyophilized from 0.22 µm filtered solution in PBS, pH7.4 with trehalose as protectant.

Contact us for customized product form or formulation.

Reconstitution

Please see Certificate of Analysis for specific instructions.

For best performance, we strongly recommend you to follow the reconstitution protocol provided in the CoA.

Storage

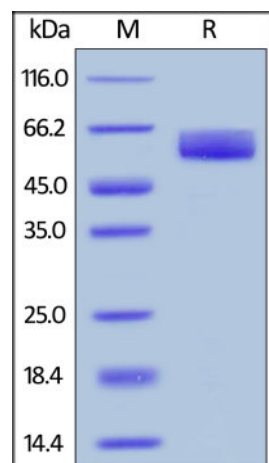
For long term storage, the product should be stored at lyophilized state at -20°C or lower.

Please avoid repeated freeze-thaw cycles.

This product is stable after storage at:

- -20°C to -70°C for 12 months in lyophilized state;
- -70°C for 3 months under sterile conditions after reconstitution.

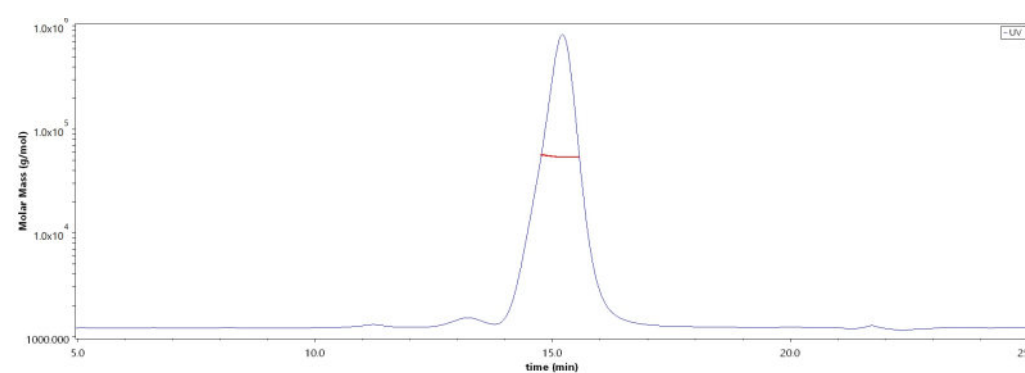
SDS-PAGE



Human CD98, His Tag on SDS-PAGE under reducing (R) condition. The gel was stained with Coomassie Blue. The purity of the protein is greater than 95%.

Bioactivity-ELISA

SEC-MALS



The purity of Human CD98, His Tag (Cat. No. CD8-H5247) is more than 90% and the molecular weight of this protein is around 50-70 kDa verified by SEC-MALS.

[Report](#)

Discounts, Gifts,
and more!

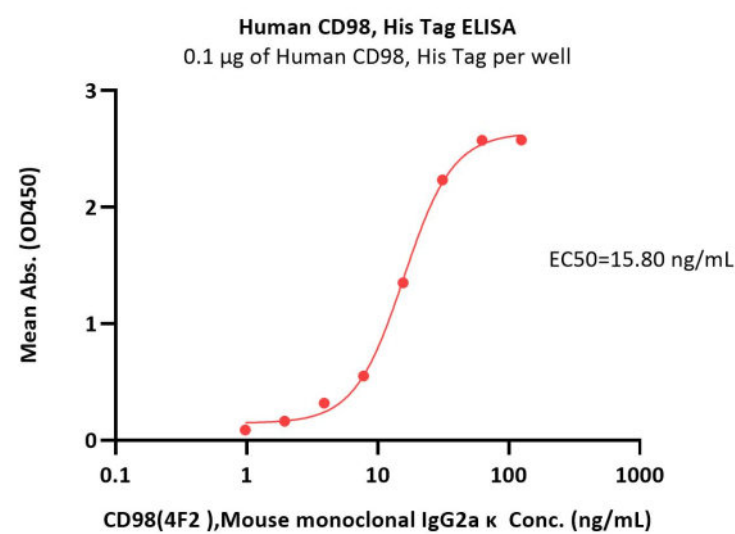
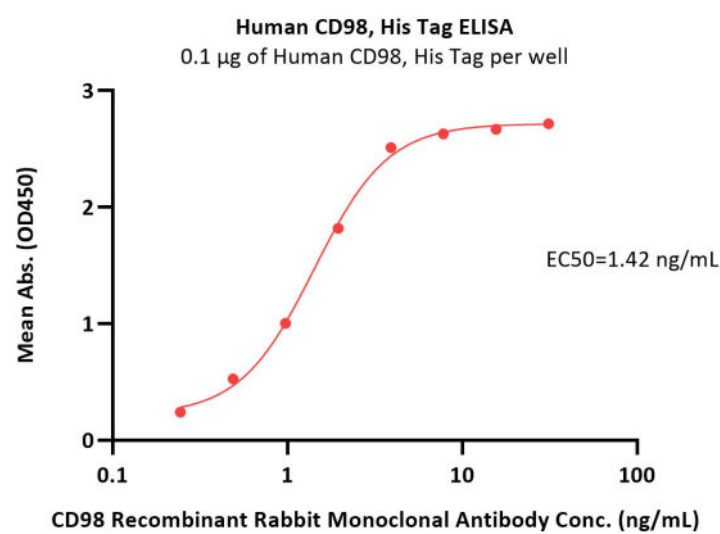


Human CD98 Protein, His Tag (MALS verified)

Catalog # CD8-H5247



BIOSYSTEMS
Acro



Immobilized Human CD98, His Tag (Cat. No. CD8-H5247) at 1 µg/mL (100 µL/well) can bind CD98 Recombinant Rabbit Monoclonal Antibody with a linear range of 0.2-2 ng/mL (QC tested).

Immobilized Human CD98, His Tag (Cat. No. CD8-H5247) at 1 µg/mL (100 µL/well) can bind CD98(4F2), Mouse monoclonal IgG2a κ with a linear range of 1-31 ng/mL (Routinely tested).

Background

CD antigen CD98 is also known as 4F2 cell-surface antigen heavy chain (4F2hc), 4F2 heavy chain antigen, Solute carrier family 3 member 2 (SLC3A2), Lymphocyte activation antigen 4F2 large subunit, is a single-pass type I I membrane protein which belongs to the SLC3A transporter family.. SLC3A2 / CD98 is expressed ubiquitously in all tissues tested with highest levels detected in kidney, placenta and testis and weakest level in thymus. SLC3A2 / CD98 is required for the function of light chain amino-acid transporters and also involved in sodium-independent, high-affinity transport of large neutral amino acids such as phenylalanine, tyrosine, leucine, arginine and tryptophan. CD98 involved in guiding and targeting of LAT1 and LAT2 to the plasma membrane. When associated with SLC7A5 or SLC7A8, CD98 involved in the cellular activity of small molecular weight nitrosothiols, via the stereoselective transport of L-nitrosocysteine (L-CNSO) across the transmembrane. Together with ICAM1, regulates the transport activity LAT2 in polarized intestinal cells, by generating and delivering intracellular signals.

Clinical and Translational Updates

Please contact us via TechSupport@acrobiosystems.com if you have any question on this product.

Discounts, Gifts,
and more!



➤ www.acrobiosystems.com

12/14/2023