

Human CD46 Protein, His Tag (MALS verified)

Catalog # CD6-H5226



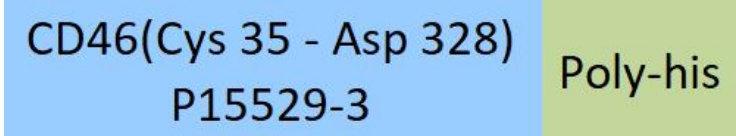
Synonym

CD46,AHUS2,MCP,MIC10,TLX,TRA2.10

Source

Human CD46, His Tag(CD6-H5226) is expressed from human 293 cells (HEK293). It contains AA Cys 35 - Asp 328 (Accession # [P15529-3](#)).  
Predicted N-terminus: Cys 35

Molecular Characterization



This protein carries a polyhistidine tag at the C-terminus.  
The protein has a calculated MW of 33.6 kDa. The protein migrates as 45-60 kDa when calibrated against [Star Ribbon Pre-stained Protein Marker](#) under reducing (R) condition (SDS-PAGE) due to glycosylation.

Endotoxin

Less than 1.0 EU per µg by the LAL method.

Purity

>90% as determined by SDS-PAGE.  
>95% as determined by SEC-MALS.

Formulation

Lyophilized from 0.22 µm filtered solution in PBS, pH7.4 with trehalose as protectant.  
Contact us for customized product form or formulation.

Reconstitution

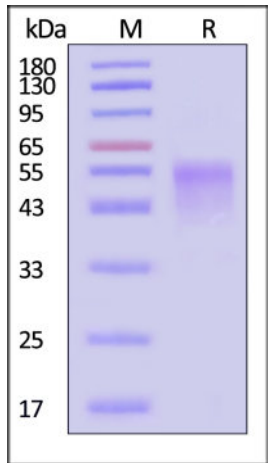
Please see Certificate of Analysis for specific instructions.  
*For best performance, we strongly recommend you to follow the reconstitution protocol provided in the CoA.*

Storage

For long term storage, the product should be stored at lyophilized state at -20°C or lower.  
*Please avoid repeated freeze-thaw cycles.*  
This product is stable after storage at:

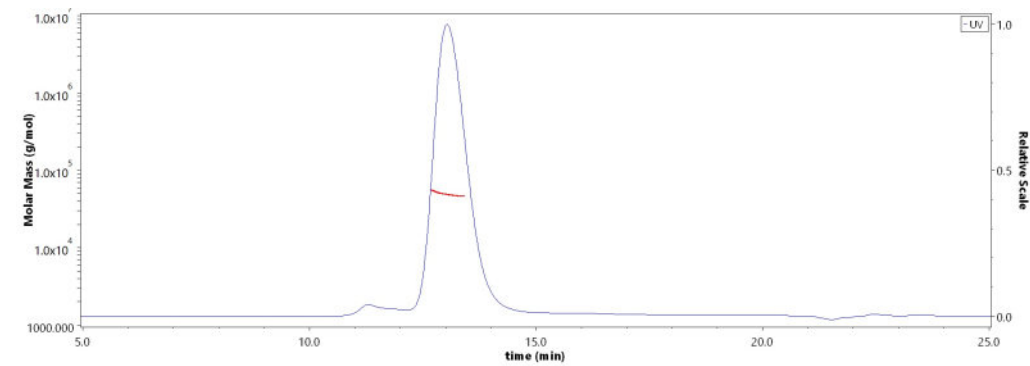
- 20°C to -70°C for 12 months in lyophilized state;
- 70°C for 3 months under sterile conditions after reconstitution.

SDS-PAGE



Human CD46, His Tag on SDS-PAGE under reducing (R) condition. The gel was stained with Coomassie Blue. The purity of the protein is greater than 90% (With [Star Ribbon Pre-stained Protein Marker](#)).

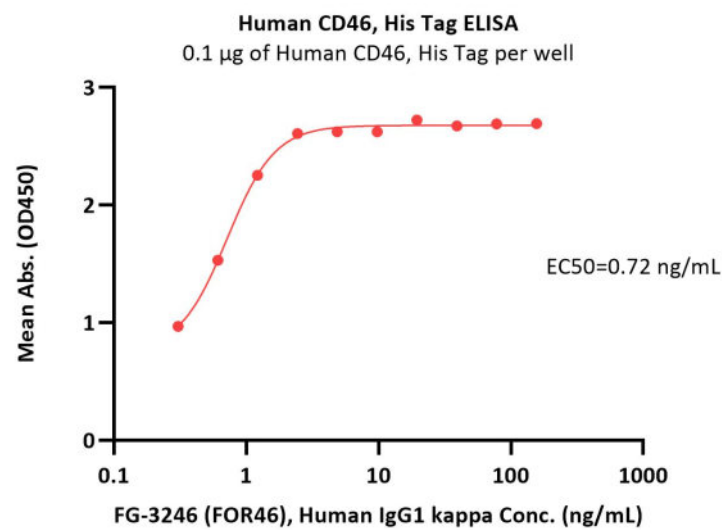
SEC-MALS



The purity of Human CD46, His Tag (Cat. No. CD6-H5226) is more than 95% and the molecular weight of this protein is around 40-55 kDa verified by SEC-MALS.  
[Report](#)

Bioactivity-ELISA





Immobilized Human CD46, His Tag (Cat. No. CD6-H5226) at 1 µg/mL (100 µL/well) can bind FG-3246 (FOR46), Human IgG1 kappa with a linear range of 0.3-2 ng/mL (QC tested).

Background

Complement regulatory protein CD46 is also known as membrane Cofactor Protein (MCP), is a type I membrane protein and is a regulatory part of the complement system. CD46 is expressed by all cells except erythrocytes. MCP acts as a cofactor for complement factor I, a serine protease which protects autologous cells against complement-mediated injury by cleaving C3b and C4b deposited on host tissue, and also acts as a costimulatory factor for T-cells which induces the differentiation of CD4+ into T-regulatory 1 cells. In T-cells by binding to CD46, A number of viral and bacterial pathogens seem to exploit this property and directly induce an immunosuppressive phenotype. Defects in CD46 are a cause of susceptibility to hemolytic uremic syndrome atypical type 2 (AHUS2).

Clinical and Translational Updates

Discounts, Gifts,  
and more!

