

Human CCR7 Full Length Protein, His,Flag Tag (Detergent)

Catalog # CC7-H52D3



Synonym

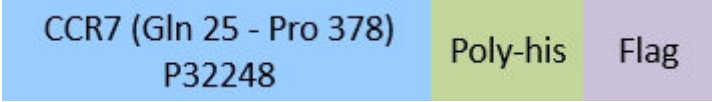
BLR2, CC-CKR-7, CCR-7, CD197, CDw197, CMKBR7, EBI1

Source

Human CCR7 Full Length Protein, His,Flag Tag(CC7-H52D3) is expressed from human 293 cells (HEK293). It contains AA Gln 25 - Pro 378 (Accession # [P32248](#)).

Predicted N-terminus: Gln 25

Molecular Characterization



This protein carries a polyhistidine tag at the C-terminus, followed by a Flag tag. The protein has a calculated MW of 58.9 kDa.

Endotoxin

Less than 1.0 EU per µg by the LAL method.

Purity

>85% as determined by SDS-PAGE.

Formulation

*This product is not suitable for cell based experiments due to cytotoxicity of detergent.*

*Detergent buffer is **INDISPENSABLE** to keep membrane protein soluble and active, under no circumstance should you remove detergent.*

*Detergent buffer is sold separately and not included in protein, and please contact us if you need the buffer.*

*If glycerol is not compatible to your application, remove glycerol just before immediate experiment, and **NEVER** store glycerol-free protein solution.*

Supplied as 0.2 µm filtered solution in 50 mM HEPES, 150 mM NaCl, Buffer B, pH7.5 with glycerol as protectant.

Contact us for customized product form or formulation.

Shipping

*This product is supplied and shipped with dry ice, please inquire the shipping cost.*

Storage

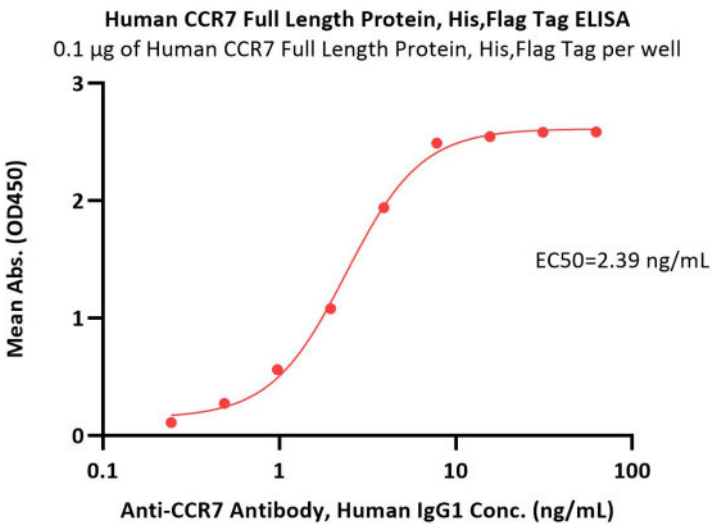
*Please avoid repeated freeze-thaw cycles.*

This product is stable after storage at:

- The product **MUST** be stored at -70°C or lower upon receipt;
- -70°C for 3 months under sterile conditions.

\*The detergent Buffer B (Cat. No. [LG-13](#)) is sold separately and not included in protein, you can follow [this link](#) for product information.

Bioactivity-ELISA



Immobilized Human CCR7 Full Length Protein, His,Flag Tag (Cat. No. CC7-H52D3) at 1 µg/mL (100 µL/well) can bind Anti-CCR7 Antibody, Human IgG1 with a linear range of 0.2-8 ng/mL (QC tested).

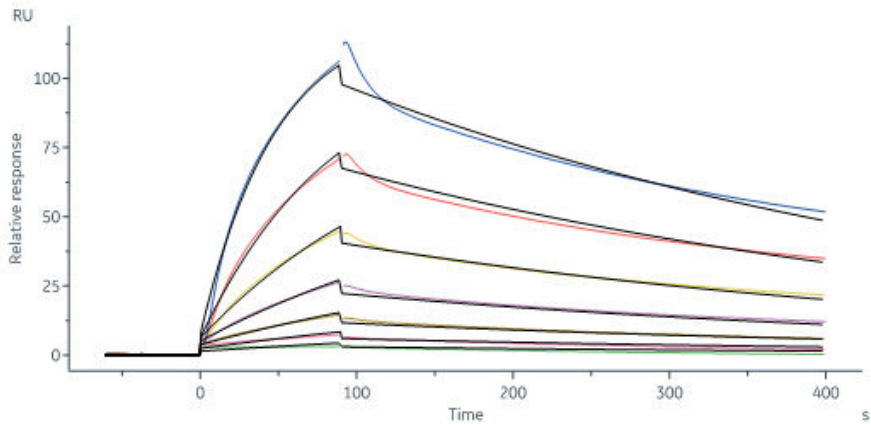


Human CCR7 Full Length Protein, His,Flag Tag (Detergent)

Catalog # CC7-H52D3



Bioactivity-SPR



Anti-CCR7 Antibody, Human IgG1 captured on Protein A Chip can bind Human CCR7 Full Length Protein, His,Flag Tag (Cat. No. CC7-H52D3) with an affinity constant of 121 nM as determined in a SPR assay (in presence of DDM and CHS) (Biacore 8K) (Routinely tested).

Background

The monoclonal antibody mAb-729 reacts with the human CC chemokine receptor, CCR7. The protein encoded by this gene is a member of the G protein-coupled receptor family. This receptor was identified as a gene induced by the Epstein-Barr virus (EBV), and is thought to be a mediator of EBV effects on B lymphocytes. This receptor is expressed in various lymphoid tissues and activates B and T lymphocytes. It has been shown to control the migration of memory T cells to inflamed tissues, as well as stimulate dendritic cell maturation. The chemokine (C-C motif) ligand 19 (CCL19/ECL) has been reported to be a specific ligand of this receptor. Signals mediated by this receptor regulate T cell homeostasis in lymph nodes, and may also function in the activation and polarization of T cells, and in chronic inflammation pathogenesis.

Clinical and Translational Updates

Discounts, Gifts,  
and more!

